

# Visit the Lakeshore Museum Center

I am going to visit the Lakeshore Museum Center today. It is an indoor museum where I can explore the science and history of Muskegon and greater Michigan through hands on activities and exhibits!




# Welcome to the Lakeshore Museum Center

When I arrive at the museum I can go through the front door.



If my family or I need to use a ramp, we can walk around the right side of the building to the 4th street entrance.



# First Visit the Gift Shop

Once I am inside I will visit the Gift Shop upstairs. There will be a Guest Services Staff Member to meet me!



They will give me a map and can answer any questions I have.

If I need a sensory bag I can ask for one here.

# Upstairs

# The Upstairs Hallway

I can walk down this hallway and look in windows at smaller exhibits!



The girls bathroom is also down this hallway. The boy's bathroom is down the stairs and there are family restrooms next to the Classroom downstairs.

After I look at the small exhibits I can go to the Cheers! Exhibit.



# The Auditorium\*

At the end of the upstairs hallway is the museum Auditorium.

This is where I can make a craft.



There will be a museum staff person there to help me and my family.

When I am all done I can walk back down the hall to the Colors exhibit!

\*Please Note: The auditorium will only be a craft station during Sensory Saturday programs. Please ask the gift shop for information on other special crafts and activities taking place during the month.

# The Cheers! Exhibit

I will visit the Cheers: A history of Brewing in Muskegon Exhibit! I can learn about the science behind brewing and design my own soda bottle label.



# The STEM Center

From the Cheers! exhibit I can go into the  
STEM Center.



This is a hands on room with a lot for me to do! If I  
have questions or need help I should ask the staff.



# Bodyworks

This is a hands on exhibit all about how healthy eating and exercise help my body work.

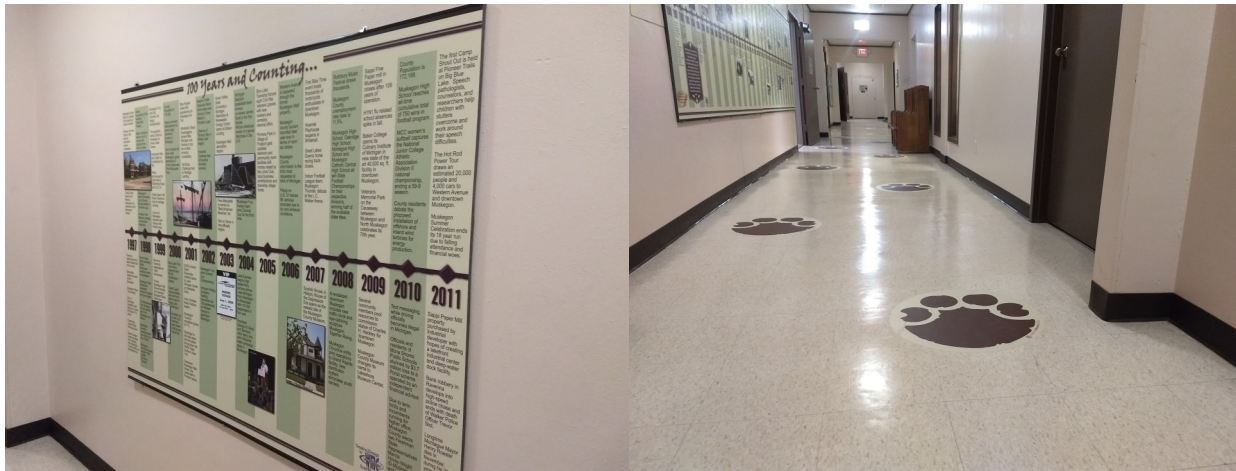


I can learn about healthy foods, exercise, and build a skeleton puzzle plus much more!  
When I am done exploring how the body works I can go downstairs to the  
“Coming to the Lakes” exhibit.

# Downstairs

# Downstairs Hallway

Downstairs there is a timeline on the wall that I can read or ask an adult to read to me.



There are bathrooms down the hall that I can use if I need to. The first exhibit I will see is the "Coming to the Lakes" exhibit.

# Coming to the Lakes

This exhibit will teach me about Muskegon's history. When I first walk in I will see a row of people. They are not real and I will see them again at the end of the exhibit.



I can walk through this exhibit and can look, but should not touch unless there is a sign that says I can.



# Coming to the Lakes

As I walk in I will see a big mastodon!



I will walk through the exhibit and see a fur trader's cabin, see tools used during the lumbering era, and learn about the area's earliest industries.

I can look, but should not touch unless a sign says I can.



# The Science Center


As I walk down the hall I will see the Science Center. Inside I can play with hands on tools and activities.



I can explore what's inside the pull-out drawers that are full of hands on items and activities. I can create a water cycle, look at the solar system, activate a tornado simulator, or relax with a book in the reading corner.

# The Classroom (Chill Out Zone)\*

Across the hall is the Classroom. I can visit this room if I need a Chill Out Zone.



There will be a museum staff person to help my family choose sensory toys that I can use during my quiet time. I can visit this room anytime I need to during my visit.

\*Please Note: The Classroom will only be a “Chill out Zone” during Sensory Saturday programs. For information on checking out a Sensory Bag to use during your visit (sensory bag includes noise canceling headphones, fidget toys, and other sensory tools) please visit the gift shop.

# Depths of Time

I am visiting the Depths of Time!

This exhibit will show me what Muskegon looked like a long time ago.



There will be some sculptures of animals, but none of them are real.

I can look at them, but I should not touch.

When I have walked through the exhibit I will go to the Habitat Gallery.



# The Habitat Gallery

In this gallery you will learn about animals and plants from Muskegon County and what kind of food they eat.



I can look at the animals and plants,  
but I should not touch unless a sign tells me I can.

# That's It!

When I leave the habitat gallery I can go back to visit the other exhibits or I can head upstairs to the Gift Shop (if my family says it's ok).



On my way up the stairs I will see these birds. I can read about them or ask my family to read to me.

Then I can head back upstairs (or down to the 4th street door) to leave for the day.



# Thanks for Visiting!



# Signs to Look For

